
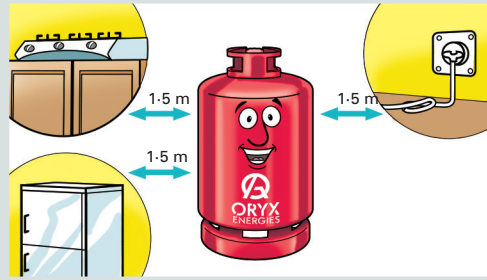



A Safety



1 Never carry the cylinder by the valve.




2 Always leave at least 1.5 metres between the cylinder and any source of heat, flame or sparks.



3 Always use and store cylinders in an upright position in ventilated areas, never in the basement.



4 Keep cylinders out of the reach of children.

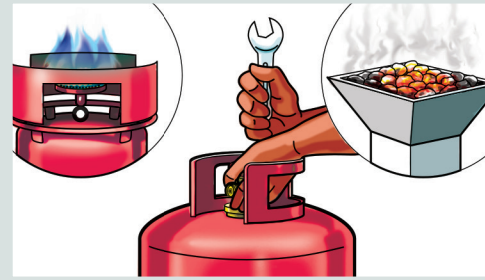


5 A half-turn of the valve is enough to open the cylinder and remember to close it after use.



6 With Oryx Gas you are safe.

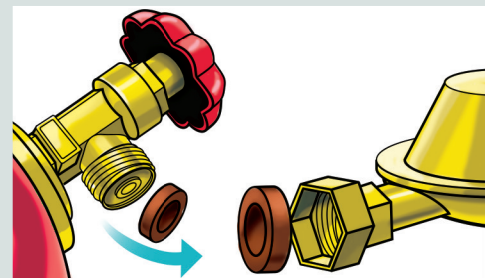
B Connecting your cylinder



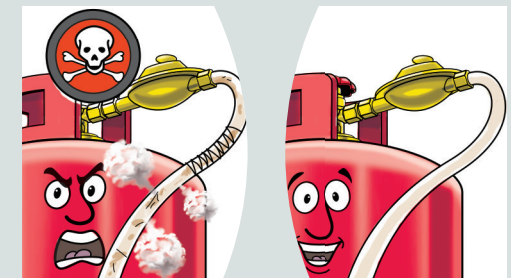
1 Keep away from sources of heat and make sure the area is well ventilated.




2 Check the valve functions properly and then close it before removing the safety seal.



3 Check the presence and quality of the gasket.



4 The hose should not exceed 1.5 metres. Make sure it is in good condition and that the expiry date is marked on it. Check the regulator is in good condition.



5 Never use a flame to detect a leak, but use soapy water.



6 When changing cylinder, always insist on the true Oryx Gas brand.

ORYX GAS